



MODEL: UJ2W-MIBH-4-SMT-TR | **DESCRIPTION:** USB RECEPTACLE

FEATURES

- USB micro B type jack
- USB 2.0
- waterproof
- surface mount



SPECIFICATIONS

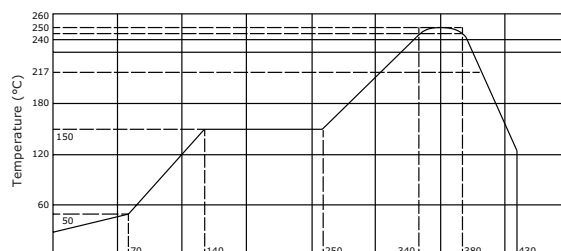
| parameter | conditions/description | min | typ | max | units |
|---------------------------------|-----------------------------------|-----|--------|------------|--------|
| USB standard | USB 2.0 | | | | |
| rated input voltage | | | | 30 | Vac |
| rated input current | pins 1, 5 pins 2, 3, 4 | | | 1.8 0.5 | A A |
| contact resistance ¹ | between terminals and mating plug | | | 30 | mΩ |
| insulation resistance | at 250 Vdc for 1 minute | 100 | | | MΩ |
| voltage withstand | for 1 minute | | | 250 | Vac |
| insertion force | | | | 35 | N |
| withdrawal force | | 8 | | | N |
| operating temperature | | -25 | | 85 | °C |
| life | | | 10,000 | | cycles |
| flammability rating | UL94V-0 | | | | |
| RoHS | yes | | | | |
| IP level | IP67 | | | | |

Note: 1. When measured at a current of less than 100 mA/1 kHz
 2. All specifications measured at 10-35°C, humidity at 45-85%, under standard atmospheric pressure, unless otherwise noted.

SOLDERABILITY

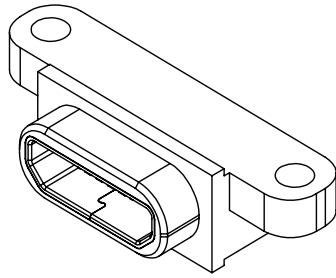
| parameter | conditions/description | min | typ | max | units |
|--------------------------------|--|-----|-----|-----|-------|
| reel storage | at relative humidity <80% | | | 40 | °C |
| reflow soldering ³ | see reflow profile | 245 | 250 | 255 | °C |
| drying conditions ⁴ | parts in reel: bake at 40°C ±5°C for 72 hours parts removed from reel: bake at 40°C ±5°C for 10 hours | | | | |

Note: 3. It is recommended to reflow solder within 72 hours from opening vacuum packaging at a temperature <30°C & relative humidity <60%.
 4. When exceeding floor life by >72 hours.

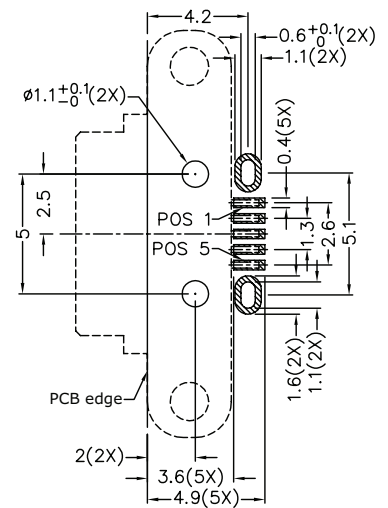
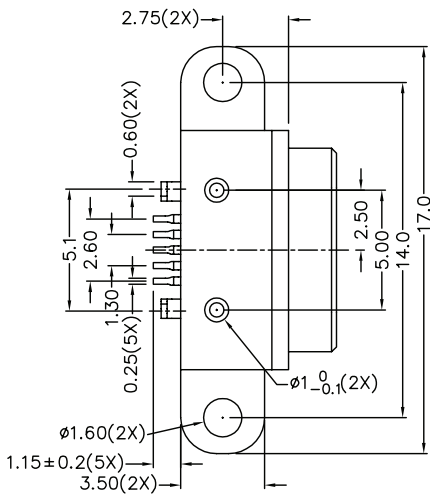
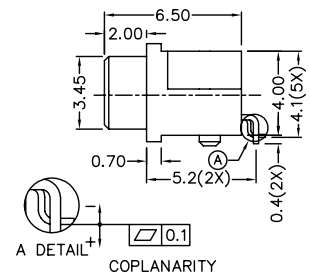
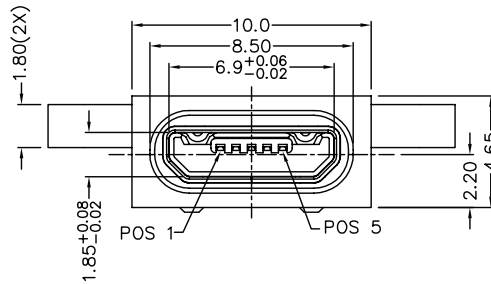
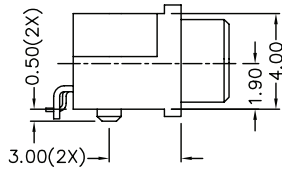


MECHANICAL DRAWING

units: mm
 tolerance:
 X.X ±0.2 mm
 X.XX ±0.1 mm
 PCB layout tolerance: ±0.05 mm


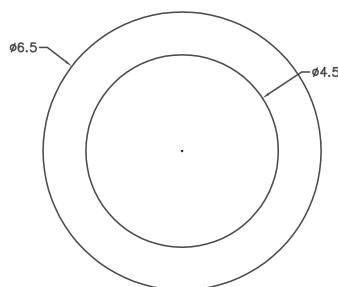


| | MATERIAL | PLATING |
|-------------------|------------------|---|
| contact terminals | copper alloy | contact: gold flash over nickel solder: gold flash over nickel |
| shield | stainless steel | nickel |
| insulator | LCP (black) | |
| housing | PA10T (black) | |
| o-ring (OR-10) | silicone (black) | |

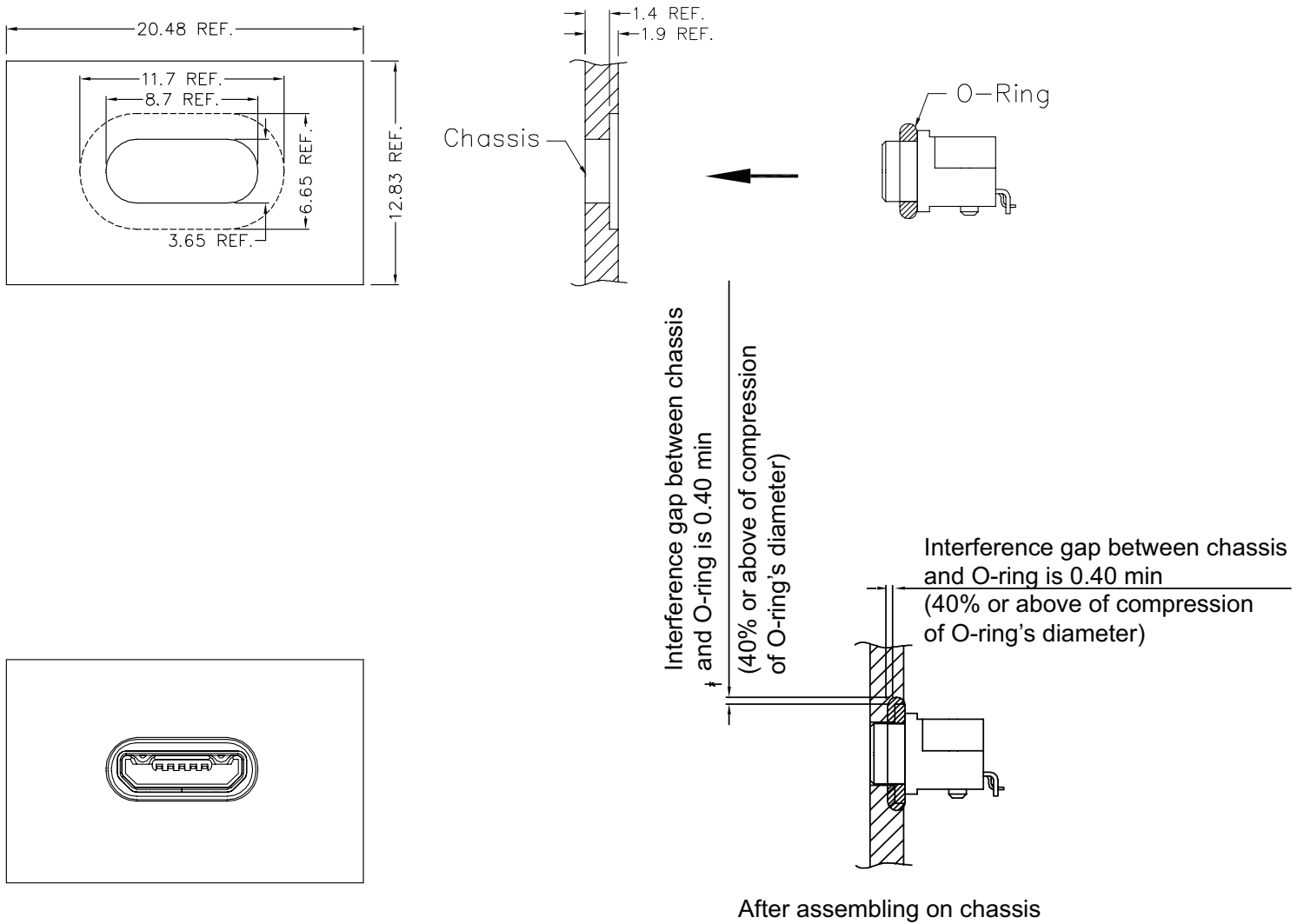


Recommended PCB Layout
Top View

O-ring (P/N: OR-10)



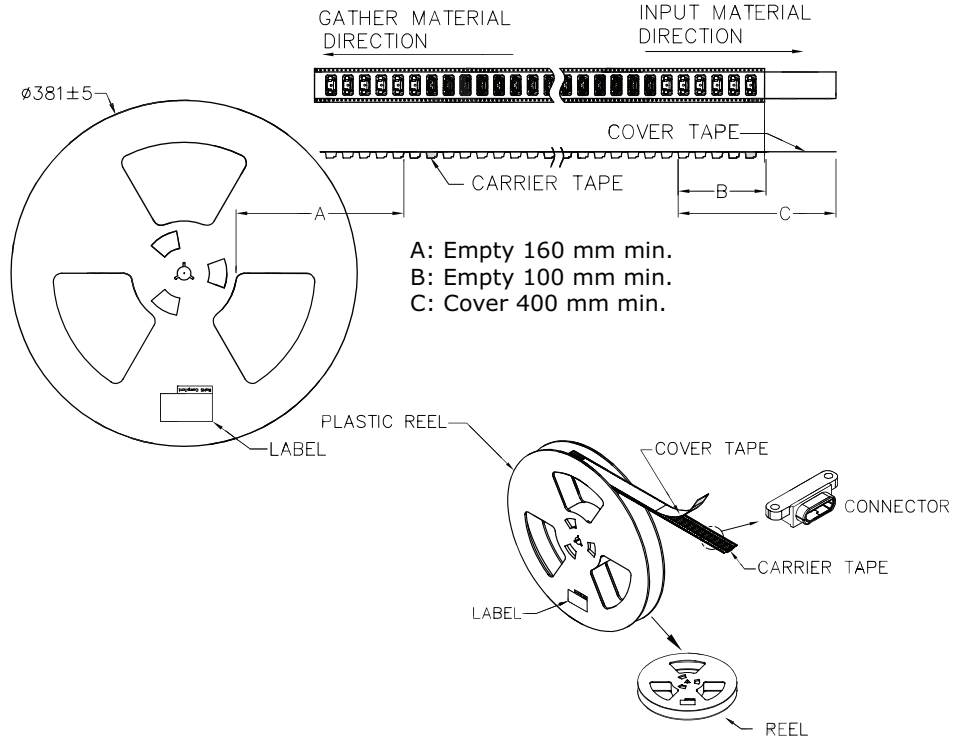
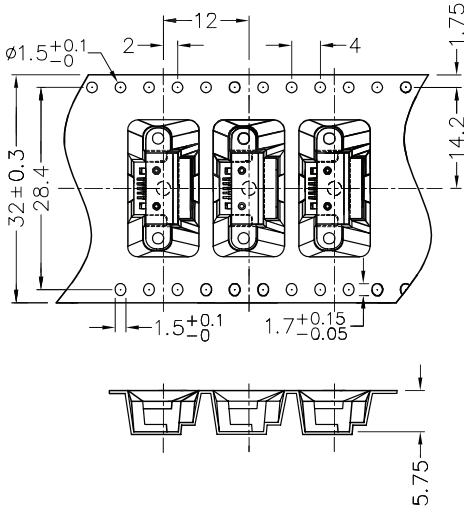
ASSEMBLY REFERENCE



PACKAGING

units: mm

Reel Size: $\varnothing 381$ mm
 Reel QTY: 1,350 pcs per reel



REVISION HISTORY

| rev. | description | date |
|------|--------------------------------------|------------|
| 1.0 | initial release | 08/08/2016 |
| 1.01 | updated datasheet | 08/16/2018 |
| 1.02 | brand update | 02/05/2020 |
| 1.03 | added USB standard, added o-ring p/n | 04/21/2022 |
| 1.04 | logo, datasheet style update | 08/05/2022 |
| 1.05 | updated datasheet | 01/04/2023 |
| 1.06 | CUI Devices rebranded to Same Sky | 09/12/2024 |

The revision history provided is for informational purposes only and is believed to be accurate.



Same Sky offers a one (1) year limited warranty. Complete warranty information is listed on our website.

Same Sky reserves the right to make changes to the product at any time without notice. Information provided by Same Sky is believed to be accurate and reliable. However, no responsibility is assumed by Same Sky for its use, nor for any infringements of patents or other rights of third parties which may result from its use.

Same Sky products are not authorized or warranted for use as critical components in equipment that requires an extremely high level of reliability. A critical component is any component of a life support device or system whose failure to perform can be reasonably expected to cause the failure of the life support device or system, or to affect its safety or effectiveness.

[sameskydevices.com](https://www.sameskydevices.com)