




**SERIES:** TB0015-500-2 | **DESCRIPTION:** TERMINAL BLOCK

## FEATURES

- 5.0 mm pitch
- double deck
- 2-12 poles
- UL and CE safety approvals



## SPECIFICATIONS

parameter	conditions/description	min	typ	max	units
rated voltage (UL)	Use Group: B, D			300	V
rated current (UL)	Use Group: B, D			10	A
rated voltage (IEC)	Oversoltage Category/Pollution Degree: III/2			320	V
rated current (IEC)	Oversoltage Category/Pollution Degree: III/2			17.5	A
withstanding voltage	for 1 minute		2,500		Vac
surge voltage				4,000	V
contact resistance				8	mΩ
insulation resistance	at 500 Vdc	500			MΩ
operating temperature		-40		105	°C
safety approvals	UL 1059, IEC 609982-2, IEC 60947-7-4				
flammability rating	UL94V-0				
RoHS	yes				

## SOLDERABILITY

parameter	conditions/description	min	typ	max	units
wave soldering	for maximum 3 seconds	255	260	265	°C

## PART NUMBER KEY

**TB0015 - 500 - 2 - XX XX**

Base Number

No. of Poles:

Body Color:

02 08

BE = blue

03 09

BK = black

04 10

GR = green

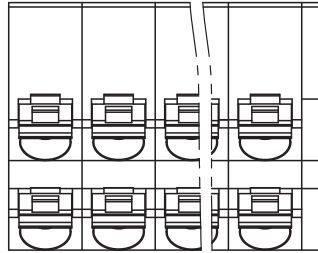
05 11

06 12

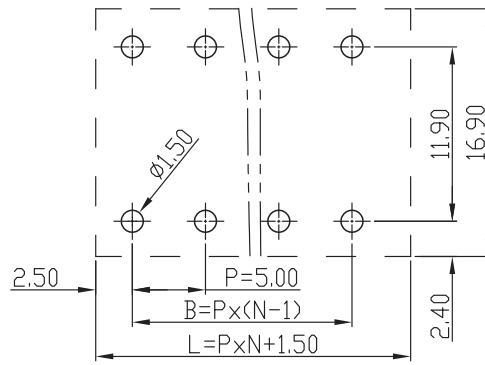
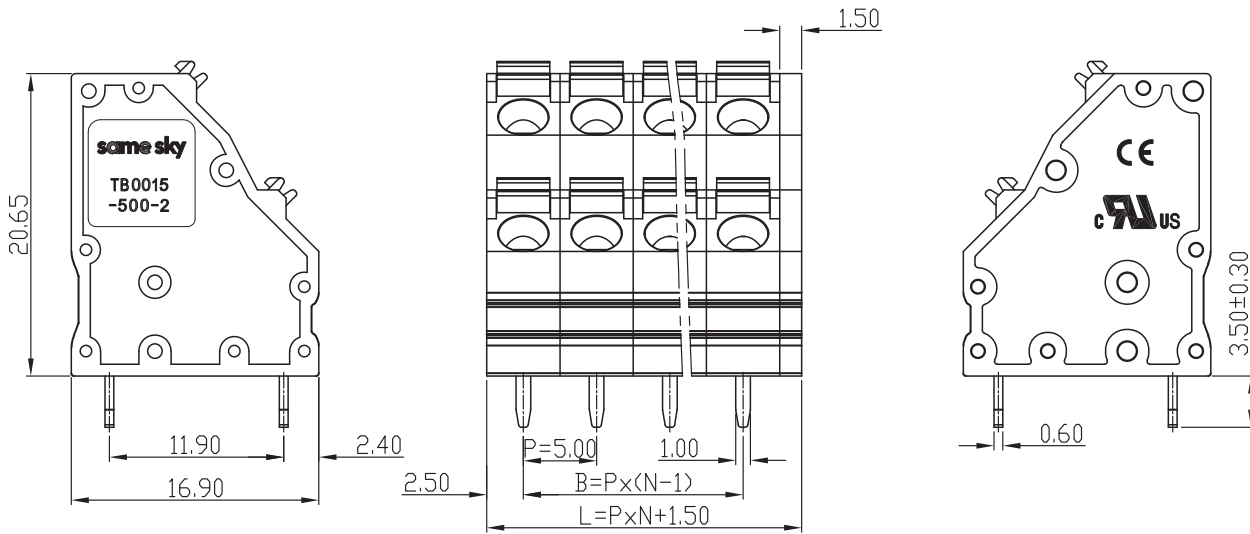
07

## MECHANICAL DRAWING

units: mm  
 tolerance:  
 $X \leq 6.00$ :  $\pm 0.25$  mm  
 $6.00 < X \leq 30.00$ :  $\pm 0.40$  mm  
 $30.00 < X \leq 60.00$ :  $\pm 0.60$  mm  
 $60.00 < X \leq 150.00$ :  $\pm 1.00$  mm  
 $X > 150.00$ :  $\pm 1.50$  mm  
 unless otherwise noted



DESCRIPTION	MATERIAL	PLATING/COLOR
housing	PA66 (UL94V-0)	see part number key
push button	PA66 (UL94V-0)	orange
contacts	copper alloy	tin
spring	stainless steel	



Recommended PCB Layout  
Top View

WIRE ASSEMBLY		
	UL	IEC
Wire Range	30-16 AWG	0.2-1.5 mm <sup>2</sup>
Strip Length	9-10 mm	

This series is constructed of 1 pole modules where L is the total length, P is the pitch, and N is the number of poles.											
N	02	03	04	05	06	07	08	09	10	11	12
L	11.50	16.50	21.50	26.50	31.50	36.50	41.50	46.50	51.50	56.50	61.50
B	5.00	10.00	15.00	20.00	25.00	30.00	35.00	40.00	45.00	50.00	55.00

## REVISION HISTORY

rev.	description	date
1.0	initial release	06/02/2026

The revision history provided is for informational purposes only and is believed to be accurate.



Same Sky offers a one (1) year limited warranty. Complete warranty information is listed on our website.

Same Sky reserves the right to make changes to the product at any time without notice. Information provided by Same Sky is believed to be accurate and reliable. However, no responsibility is assumed by Same Sky for its use, nor for any infringements of patents or other rights of third parties which may result from its use.

Same Sky products are not authorized or warranted for use as critical components in equipment that requires an extremely high level of reliability. A critical component is any component of a life support device or system whose failure to perform can be reasonably expected to cause the failure of the life support device or system, or to affect its safety or effectiveness.

[sameskydevices.com](https://www.sameskydevices.com)