


SERIES: TB0014-508 | **DESCRIPTION:** TERMINAL BLOCK

FEATURES

- 5.08 mm pitch
- UL and CE safety approvals
- 2-12 poles
- wire entry, horizontal with board


SPECIFICATIONS

parameter	conditions/description	min	typ	max	units
rated voltage (UL)	Use Group: B			300	V
rated current (UL)	Use Group: B			12	A
rated voltage (IEC)	Oversoltage Category/Pollution Degree: III/2			250	V
rated current (IEC)	Oversoltage Category/Pollution Degree: III/2			15	A
withstanding voltage	for 1 minute		2,000		Vac
contact resistance				20	mΩ
insulation resistance	at 500 Vdc	500			MΩ
operating temperature		-40		105	°C
safety approvals	UL 1059 certified, EN 60998-1:2004 & EN 60998-2-1:2004 compliant				
flammability rating	UL94V-0				
RoHS	yes				

SOLDERABILITY

parameter	conditions/description	min	typ	max	units
wave soldering	for maximum 5 seconds	245	250	255	°C

PART NUMBER KEY
TB0014 - 508 - XX XX

Base Number

No. of Poles:

 02 08
 03 09
 04 10
 05 11
 06 12
 07

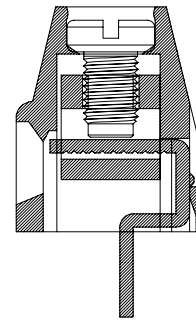
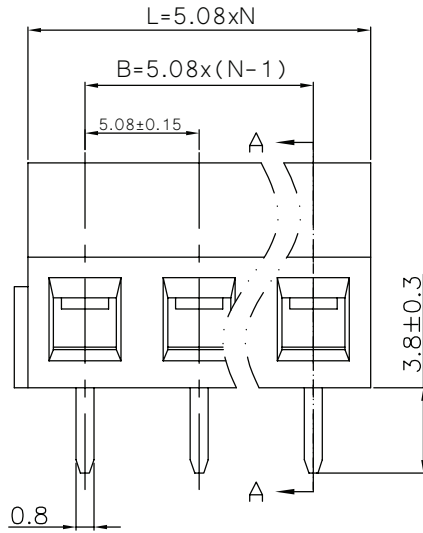
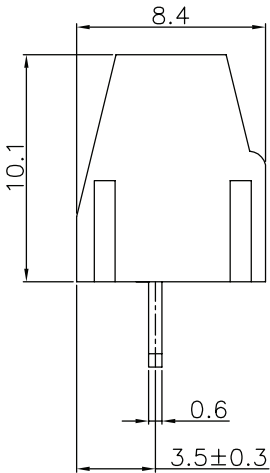
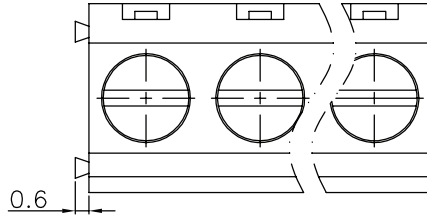
Body Color:

 BE = blue
 GR = green

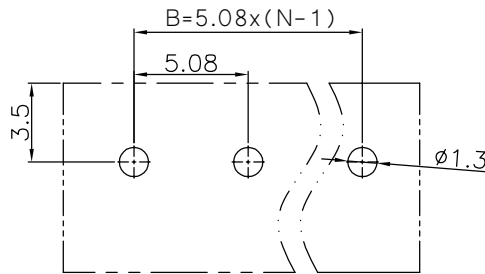
MECHANICAL DRAWING

units: mm
 tolerance:
 $X \leq 30.00$: ± 0.30 mm
 $30.00 < X \leq 60.00$: ± 0.50 mm
 $60.00 < X \leq 100.00$: ± 0.70 mm
 $100.00 < X \leq 150.00$: ± 1.00 mm
 $X > 150.00$: ± 1.30 mm
 unless otherwise noted

DESCRIPTION	MATERIAL	PLATING/COLOR
housing	PA66 (UL94V-0)	see part number key
contacts	copper alloy	tin
screw	steel	zinc
clamp	copper alloy	nickel



SECTION A-A



Recommended PCB Layout
Top View

WIRE ASSEMBLY		
	UL	IEC
Wire Range	26-14 AWG	0.2-2.5 mm ²
Strip Length	5-6 mm	
Screw Size	M3	
Screw Torque	0.5 N-m	

This series can be constructed of 2 and 3 pole modules where L is the total length and N is the number of poles.

N	02	03	04	05	06	07	08	09	10	11	12
L	10.16	15.24	20.32	25.40	30.48	35.56	40.64	45.72	50.80	55.88	60.96
B	5.08	10.16	15.24	20.32	25.40	30.48	35.56	40.64	45.72	50.80	55.88

REVISION HISTORY

rev.	description	date
1.0	initial release	12/03/2025

The revision history provided is for informational purposes only and is believed to be accurate.



Same Sky offers a one (1) year limited warranty. Complete warranty information is listed on our website.

Same Sky reserves the right to make changes to the product at any time without notice. Information provided by Same Sky is believed to be accurate and reliable. However, no responsibility is assumed by Same Sky for its use, nor for any infringements of patents or other rights of third parties which may result from its use.

Same Sky products are not authorized or warranted for use as critical components in equipment that requires an extremely high level of reliability. A critical component is any component of a life support device or system whose failure to perform can be reasonably expected to cause the failure of the life support device or system, or to affect its safety or effectiveness.

[sameskydevices.com](https://www.sameskydevices.com)