



SERIES: PR14 | DESCRIPTION: POWER RELAY

FEATURES

- 5V/12V/24V
- SPST & SPDT
- 360 mW

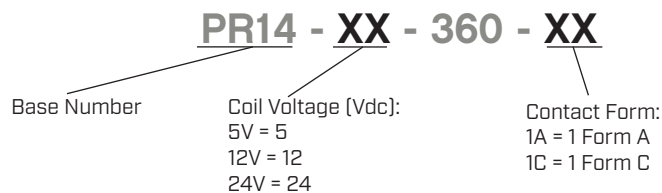


MODEL

| | coil voltage | coil resistance | operating voltage | release voltage | coil power |
|-----------------|--------------|-----------------------|-------------------|-----------------|-------------|
| | typ (Vdc) | ($\Omega \pm 10\%$) | min (Vdc) | max (Vdc) | max (mW) |
| PR14-5V-360-1A | 5 | 55 | 3.5 | 0.5 | 360 |
| PR14-12V-360-1A | 12 | 320 | 8.4 | 1.2 | 360 |
| PR14-24V-360-1A | 24 | 1,280 | 16.8 | 2.4 | 360 |
| PR14-5V-360-1C | 5 | 55 | 3.5 | 0.5 | 360 |
| PR14-12V-360-1C | 12 | 320 | 8.4 | 1.2 | 360 |
| PR14-24V-360-1C | 24 | 1,280 | 16.8 | 2.4 | 360 |

Notes: 1. All specifications are measured at 23°C unless otherwise specified.

PART NUMBER KEY



CONTACT SPECIFICATIONS

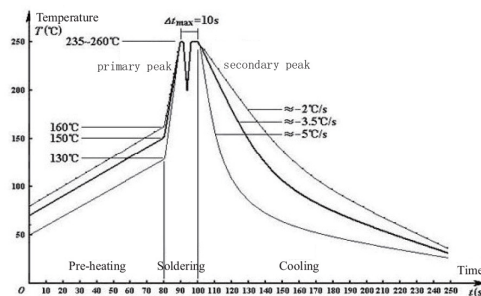
| parameter | conditions/description | min | typ | max | units |
|-----------------------|--|-----|-----------------------|--------------|--------------------------|
| contact form | 1 Form A, 1 Form C | | | | |
| contact material | Ag alloy | | | | |
| contact rating | 10 A @ 250 Vac 10 A @ 30 Vdc | | | | |
| contact resistance | at 24 Vdc, 1.0 A | | | 100 | mΩ |
| max switching voltage | | | | 250 30 | Vac Vdc |
| max switching current | | | | 10 | A |
| max switching power | | | | 2,500 300 | VA W |
| min switching load | 5 Vdc, 100 mA | | | | |
| life | electrical: NO Contact, 10 A @ 250 Vac mechanical | | 100,000 10,000,000 | | operations operations |

GENERAL SPECIFICATIONS

| parameter | conditions/description | min | typ | max | units |
|-----------------------|---|-------|----------------|-----|--------------------------------------|
| insulation resistance | at 500 Vdc | 1,000 | | | MΩ |
| dielectric strength | between open contacts for 1 minute between coil and contacts for 1 minute | | 1,000 2,500 | | Vac Vac |
| operate time | | | | 10 | ms |
| release time | | | | 5 | ms |
| shock resistance | endurance misoperation | | 1,000 100 | | m/s ² m/s ² |
| vibration resistance | endurance: 10~55 Hz, 1.5 mm double amplitude misoperation: 10~55 Hz, 1.5 mm double amplitude | | | | |
| operating temperature | | -40 | | 85 | °C |
| humidity | at 40°C | 35 | | 95 | %RH |
| weight | | | 11.0 | | g |
| safety approvals | UL/cUL 508 | | | | |
| flammability rating | UL94V-0 | | | | |
| RoHS | yes | | | | |
| packaging | tube: 25 pcs per tube carton size: 456 x 266 x 161 mm carton QTY: 1,000 pcs per carton | | | | |

SOLDERABILITY

| parameter | conditions/description | min | typ | max | units |
|----------------|------------------------|-----|-----|-----|-------|
| hand soldering | for 3.5±0.5 seconds | 340 | 350 | 360 | °C |
| wave soldering | for 10±1 seconds | 255 | 260 | 265 | °C |

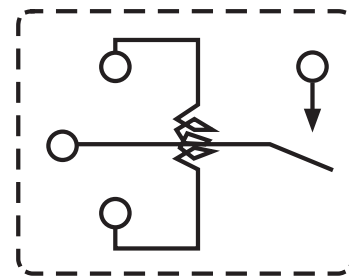
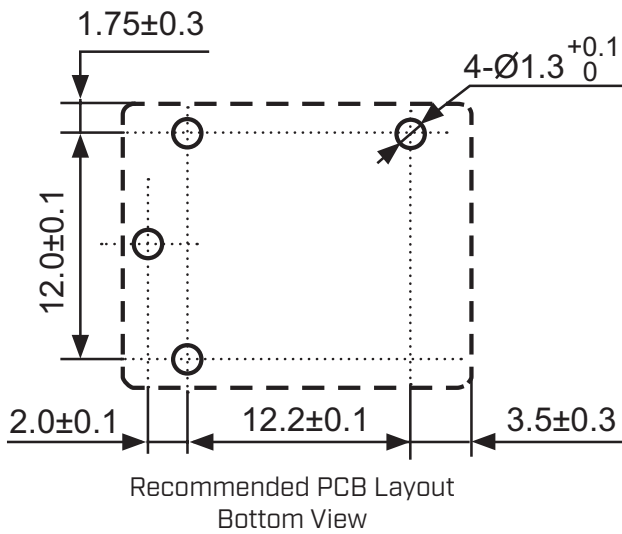
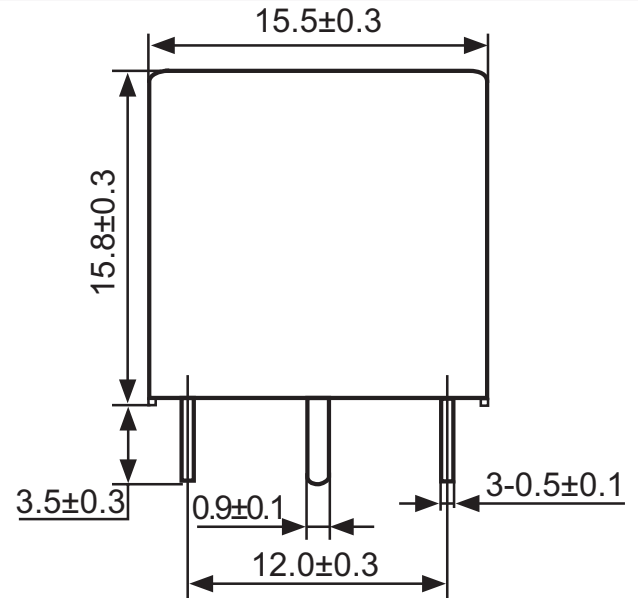
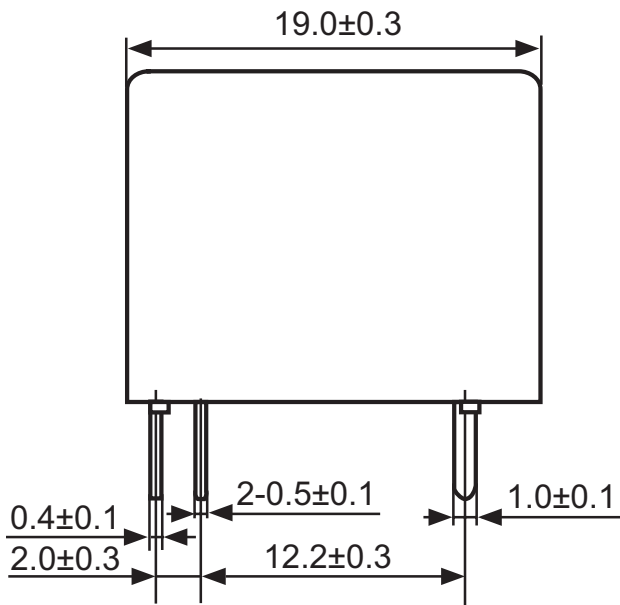


Double-wave Soldering Curve

MECHANICAL DRAWING (1A = 1 FORM A)

units: mm
 tolerance: ± 0.3 mm
 unless otherwise noted

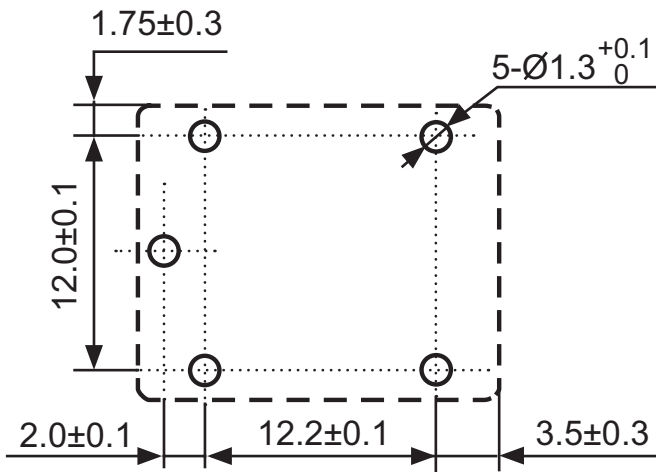
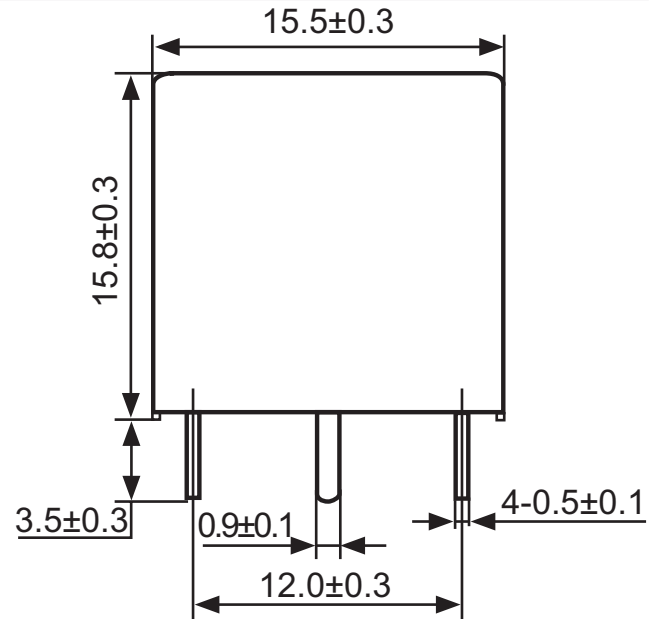
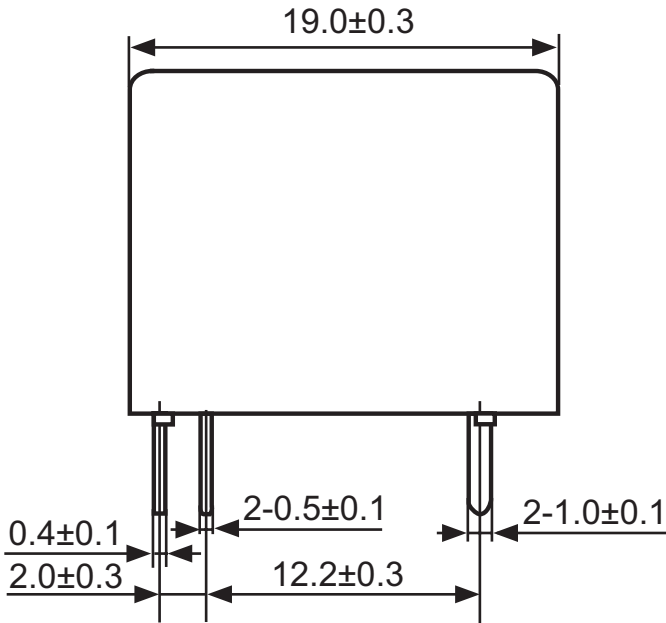
| ITEM | DESCRIPTION | MATERIAL | PLATING/COLOR |
|------|-------------|----------------------|---------------|
| A | housing | PBT [UL94V-0] | black |
| B | terminals | copper covered steel | tin |



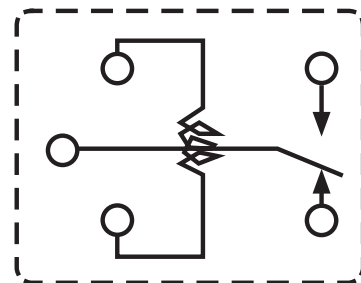
MECHANICAL DRAWING (1C = 1 FORM C)

units: mm
tolerance: ± 0.3 mm
unless otherwise noted

| ITEM | DESCRIPTION | MATERIAL | PLATING/COLOR |
|------|-------------|----------------------|---------------|
| A | housing | PBT [UL94V-0] | black |
| B | terminals | copper covered steel | tin |



Recommended PCB Layout
Bottom View



Wiring Diagram
Bottom View

REVISION HISTORY

| rev. | description | date |
|------|-----------------------------------|------------|
| 1.0 | initial release | 08/10/2022 |
| 1.01 | CUI Devices rebranded to Same Sky | 09/12/2024 |

The revision history provided is for informational purposes only and is believed to be accurate.



Same Sky offers a one (1) year limited warranty. Complete warranty information is listed on our website.

Same Sky reserves the right to make changes to the product at any time without notice. Information provided by Same Sky is believed to be accurate and reliable. However, no responsibility is assumed by Same Sky for its use, nor for any infringements of patents or other rights of third parties which may result from its use.

Same Sky products are not authorized or warranted for use as critical components in equipment that requires an extremely high level of reliability. A critical component is any component of a life support device or system whose failure to perform can be reasonably expected to cause the failure of the life support device or system, or to affect its safety or effectiveness.

[sameskydevices.com](https://www.sameskydevices.com)