CUI Devices is now Same Sky! Learn More

MODEL: MSD-17-A | DESCRIPTION: MICRO SD CARD CONNECTOR

FEATURES

- micro SD card connector
- 8 pins
- push in, auto eject out
- surface mount
- 1.25 mm profile



SPECIFICATIONS

parameter	conditions/description	min	typ	max	units
rated voltage				5	V
rated current				0.5	A
contact resistance[1]				100	mΩ
insulation resistance	at 500 Vdc, between adjacent circuits	1,000			MΩ
voltage withstand	for 1 minute, between adjacent circuits		500		Vac
insertion force				40	N
withdrawal force		5		40	N
life			5,000		cycles
operating temperature		-40		85	°C
flammability rating	UL94V-0				
RoHS	yes				

Note: 1. When measured at 20 mV / 100 mA.

SOLDERABILITY

parameter	conditions/description	min	typ	max	units
reel storage	at relative humidity 40~70% reel opened: use within 1 month reel unopened: up to 15 month shelf life	16	22	28	°C
reflow soldering	see reflow profile			250	°C

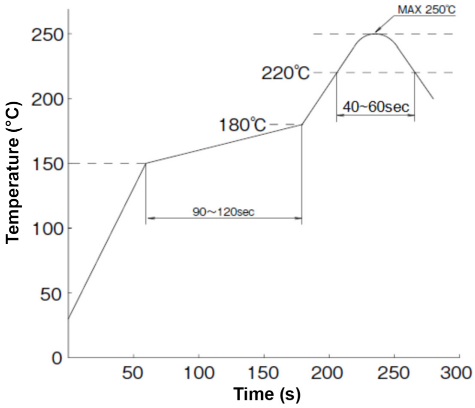

MECHANICAL DRAWING

units: mm
tolerance:
X.X ±0.30 mm
X.XX ±0.20 mm
X.XXX ±0.10 mm
unless otherwise specified

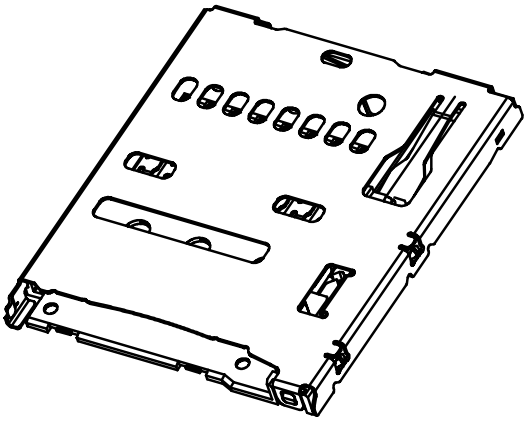

DESCRIPTION	MATERIAL	PLATING/COLOR
housing	LCP (UL94V-0)	black
contact terminals	copper alloy	contact area: 1 µ" min gold over 80 µ" nickel solder area: 1 µ" min gold over 80 µ" nickel
cover	stainless steel	contact area: gold flash over 50 µ" nickel solder area: gold flash over 50 µ" nickel

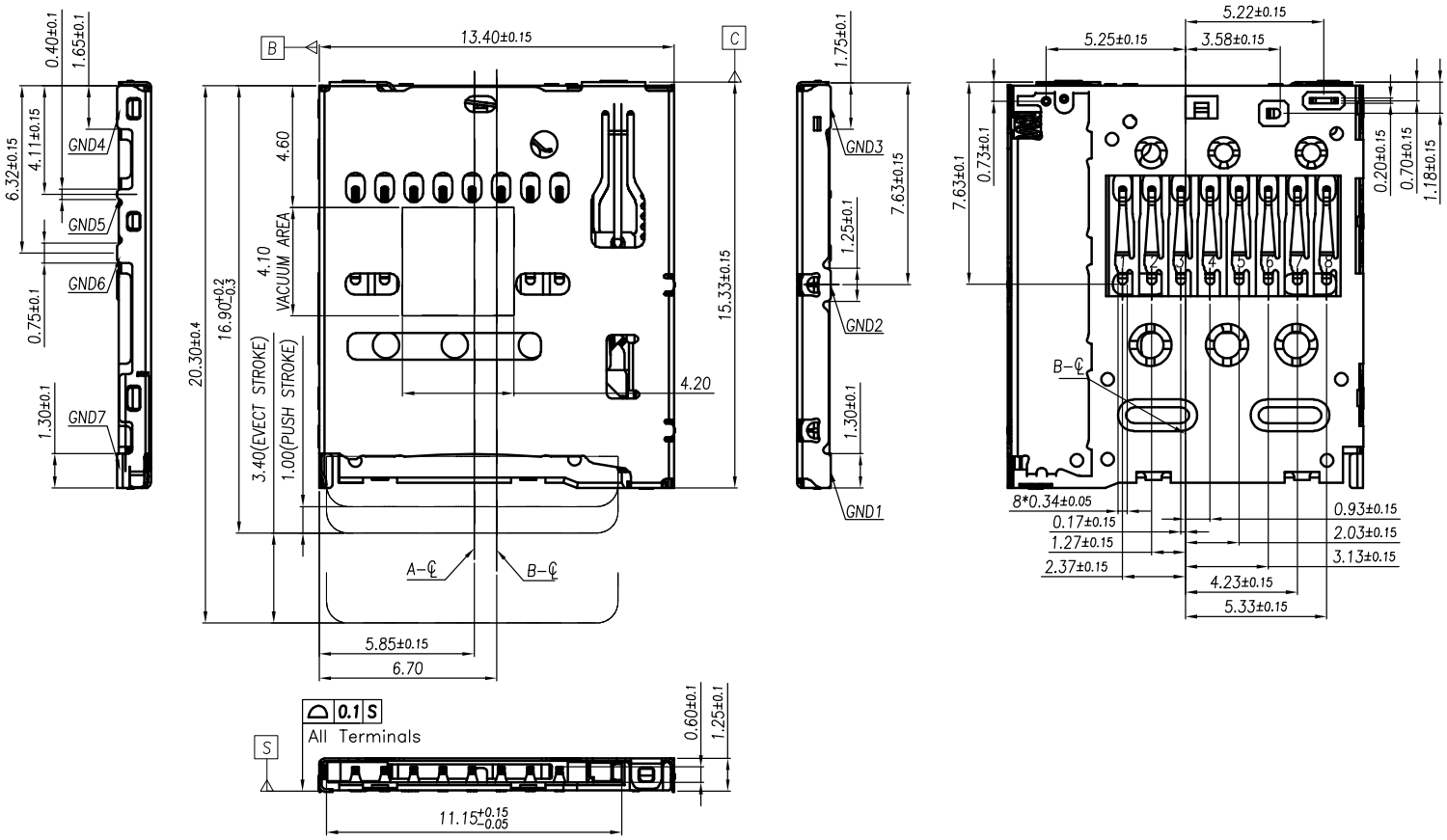

MECHANICAL DRAWING (CONTINUED)

units: mm
PCB tolerance: ±0.05 mm

PIN CONNECTIONS			
PIN	SIGNAL NAME	TYPE	DESCRIPTION
1	DAT2	I/O/PP	DATA LINE (BIT 2)
2	CD/DAT3	I/O/PP	CARD DETECT / DATA LINE (BIT 3)
3	CMD	PP	COMMAND / RESPONSE
4	VDD	S	SUPPLY VOLTAGE
5	CLK	I	CLOCK
6	VSS	S	SUPPLY VOLTAGE GROUND
7	DAT0	I/O/PP	DATA LINE (BIT 0)
8	DAT1	I/O/PP	DATA LINE (BIT 1)

CARD STATUS	
WITHOUT CARD	CARD INSERTED

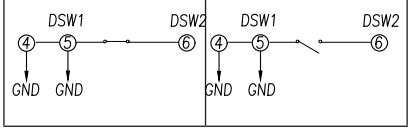

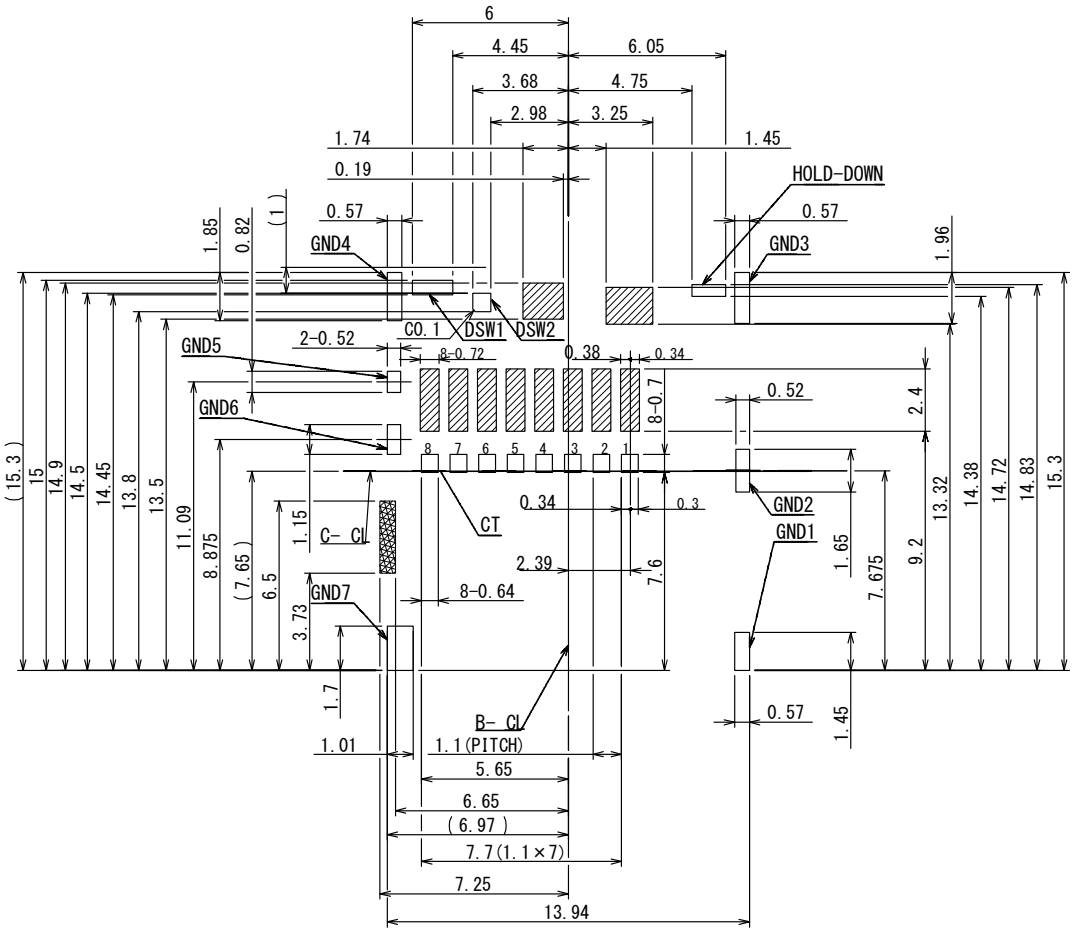

Recommended PCB Layout
Top View

RESTRICTED AREA
(No pattern and via hole.)

Card misinsertion position.
(No components allowed in this area.)

All patterns and Via holes under the connector should be coated by resist.

PACKAGING

units: mm

Reel Size: Ø330 mm
Reel QTY: 2,000 pcs per reel

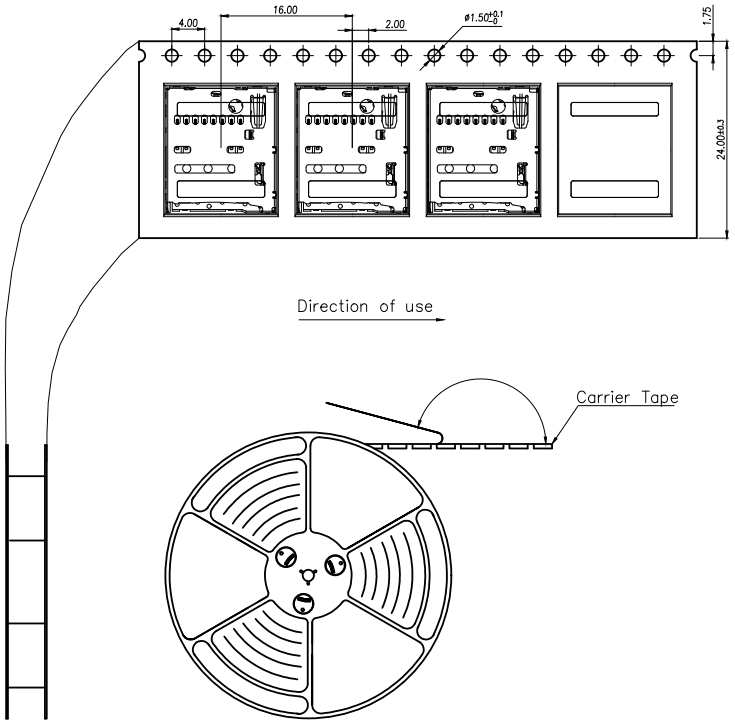

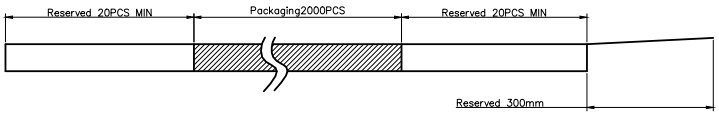

REVISION HISTORY

rev.	description	date
1.0	initial release	10/06/2026

The revision history provided is for informational purposes only and is believed to be accurate.

Same Sky offers a one (1) year limited warranty. Complete warranty information is listed on our website.

Same Sky reserves the right to make changes to the product at any time without notice. Information provided by Same Sky is believed to be accurate and reliable. However, no responsibility is assumed by Same Sky for its use, nor for any infringements of patents or other rights of third parties which may result from its use.

Same Sky products are not authorized or warranted for use as critical components in equipment that requires an extremely high level of reliability. A critical component is any component of a life support device or system whose failure to perform can be reasonably expected to cause the failure of the life support device or system, or to affect its safety or effectiveness.