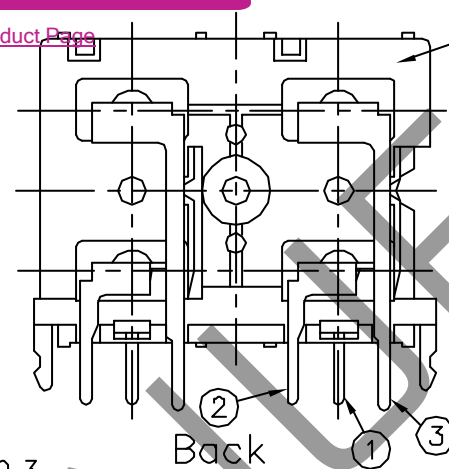
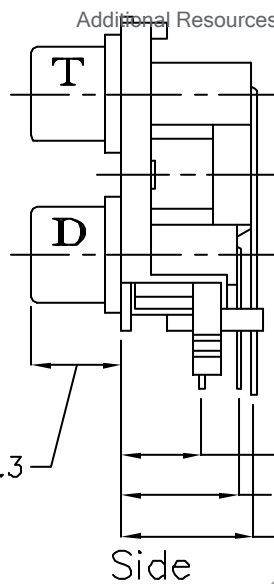
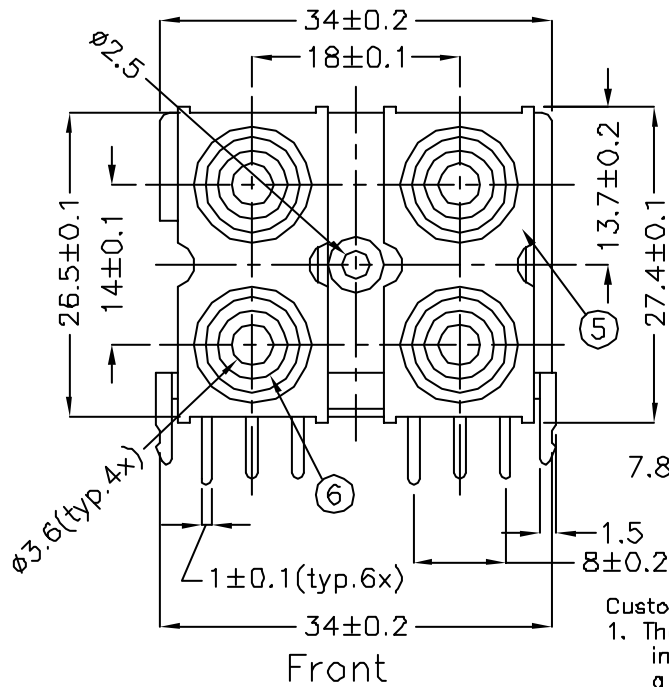
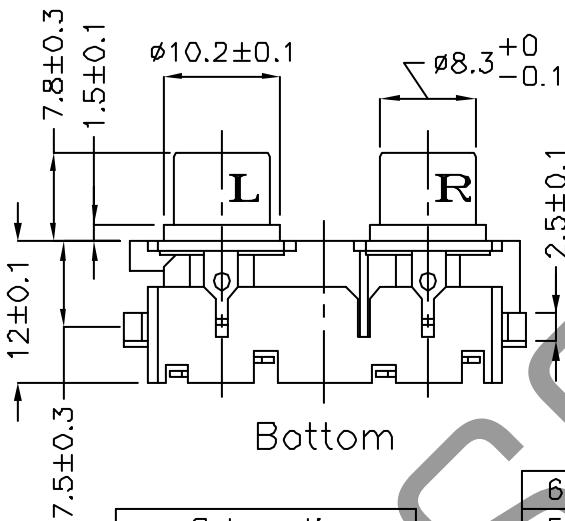


Additional Resources: [Product Page](#)



Specifications:

1. Insulation Resistance: 100MΩ min. (initial)
2. Contact Resistance (initial): 30mΩ max at 100mA(max) 1KHz.
3. Dielectric Withstand Voltage: AC 500V, 60Hz for 1 minute.
4. Insertion Force: 3Kgs max. Extraction Force: 0.08Kgs min.
5. Humidity Test: 40±2. 90~95%, 48 hours.



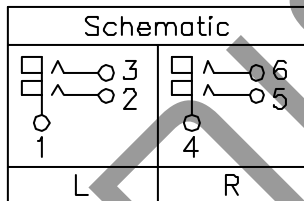
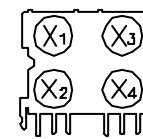
- Custom Part Numbers:
1. The last part number in the "Color Index" is a custom part template.
 2. Match color number from "Color Chart" to the desired "Input" on the "Color Index."

Color Chart	
1	= Black
2	= Red
3	= White
4	= Yellow
5	= Blue
6	= Green

Color Index				
Part No.	Input X ₁	Input X ₂	Input X ₃	Input X ₄
RCJ-412211	Red	Red	Black	Black
RCJ-413344	White	White	Yellow	Yellow
RCJ-412233	Red	Red	White	White
RCJ-41X ₁ X ₂ X ₃ X ₄	Color X ₁	Color X ₂	Color X ₃	Color X ₄

Example: (Black, Red, White, Yellow)
RCJ-41X₁ X₂ X₃ X₄ = RCJ-411234

PC Board Layout (Top View)



6	Input	PBT	4	See Color Index
5	Cover	ABS	2	Black Color
4	Base	ABS	1	Black Color
3	Terminal T	0.5t Brass	2	Silver Plated
2	Terminal D	0.5t Brass	2	Silver Plated
1	Earth Terminal (Barrel)	0.5t Brass	2	Nickel Plated
No.	Description	Material	Qty	Finish

same sky

6405 SW Rosewood St, Suite C
Lake Oswego, OR 97035
Phone: 877-323-3576

Website: www.sameskydevices.com

TITLE: RCA Jack, Quad 2x2, Rt. Angle, PCB Mount		
PART NO. RCJ-41XXXX	UNITS: Millimeters	
DRAWN BY: Todd R. White	APPROVED BY:	SCALE: 1.5x