




SERIES: CDM845 | DESCRIPTION: M8 CONNECTOR

FEATURES

- M8 female connector
- A & B code versions
- right angle
- IP67



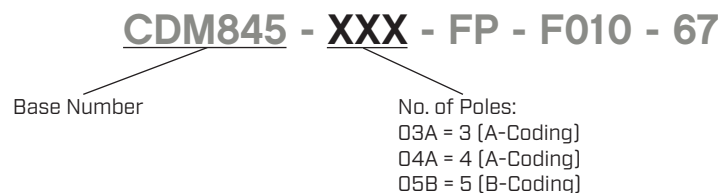
SPECIFICATIONS

parameter	conditions/description	min	typ	max	units
rated voltage	3 & 4 pole models			60	V
	5 pole model			30	V
rated current	3, 4, & 5 pole models			3	A
withstanding voltage	for 1 minute		500		Vac
contact resistance				5	mΩ
insulation resistance	at 500 Vdc for 1 minute	100			MΩ
insertion/withdrawal force		0.3		3.0	kgf
operating temperature		-40		105	°C
life		100			cycles
safety approvals	compliant with IEC61076-2-104				
flammability rating	see material table				
RoHS	yes				
IP level	IP67 (in mated condition)				

SOLDERABILITY

parameter	conditions/description	min	typ	max	units
hand soldering	for maximum 3 seconds	260	280	300	°C

PART NUMBER KEY



MECHANICAL DRAWING

units: mm

tolerance:

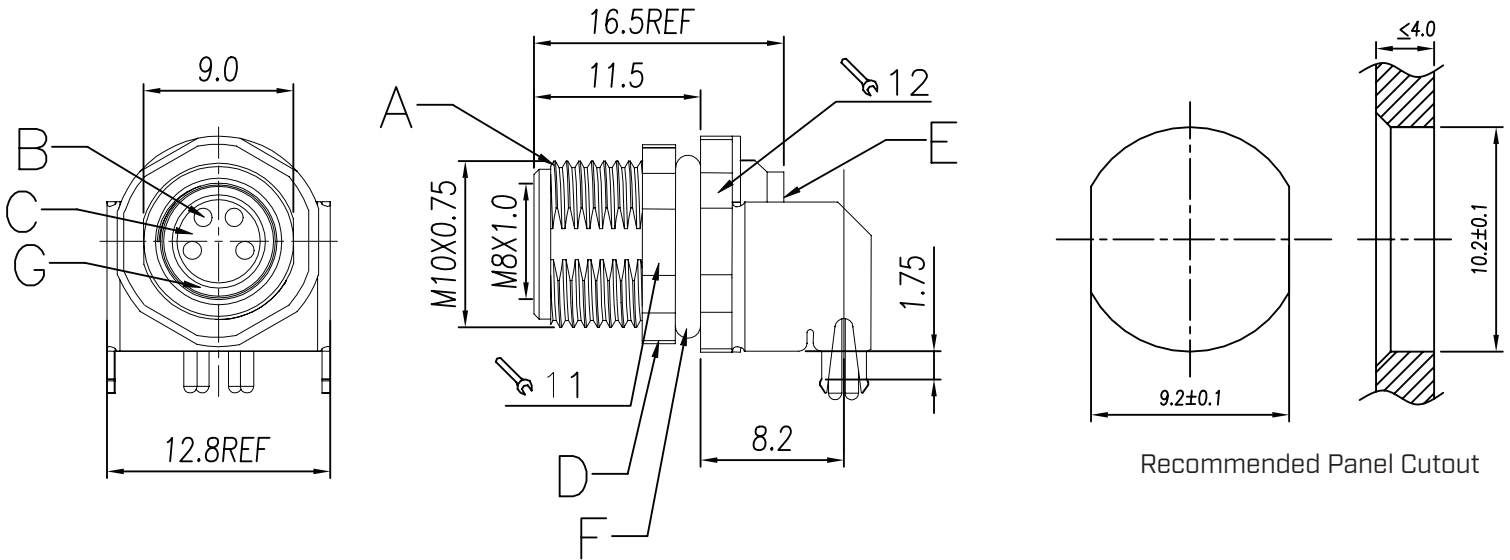
0.5 < X ≤ 6.0: ±0.1 mm

6.0 < X ≤ 30.0: ±0.2 mm

unless otherwise noted

PCB thickness: 1.6 mm

ITEM	DESCRIPTION	MATERIAL	PLATING/COLOR
A	M8x1.0 screw M10x0.75 screw	brass	nickel
B	terminals; female	brass	gold
C	housing; female	PA66 [UL94V-0]	black
D	M10x0.75 nut	brass	nickel
E	resin	epoxy resin	black
F	o-ring	FKM	black
G	o-ring	FKM	orange



No. of Poles	3	4	5
Coding	 A-Coding	 A-Coding	 B-Coding
Pin Diameter	1.0 mm	1.0 mm	1.0 mm
Recommended PCB Layout Top View			

REVISION HISTORY

rev.	description	date
1.0	initial release	01/21/2025

The revision history provided is for informational purposes only and is believed to be accurate.



Same Sky offers a one (1) year limited warranty. Complete warranty information is listed on our website.

Same Sky reserves the right to make changes to the product at any time without notice. Information provided by Same Sky is believed to be accurate and reliable. However, no responsibility is assumed by Same Sky for its use, nor for any infringements of patents or other rights of third parties which may result from its use.

Same Sky products are not authorized or warranted for use as critical components in equipment that requires an extremely high level of reliability. A critical component is any component of a life support device or system whose failure to perform can be reasonably expected to cause the failure of the life support device or system, or to affect its safety or effectiveness.

[sameskydevices.com](https://www.sameskydevices.com)