

Product Change Notice (PCN)

Date: 4/10/2023

PCN Number: PCN-0454743R-01

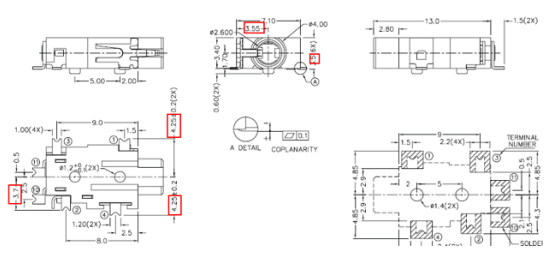
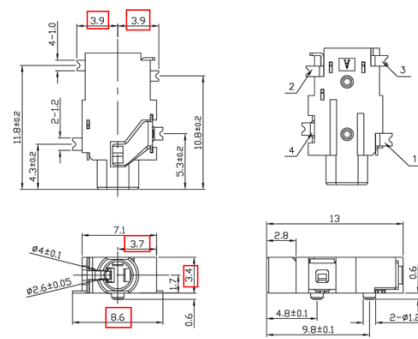
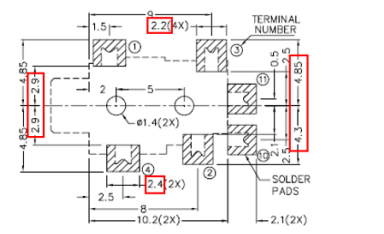
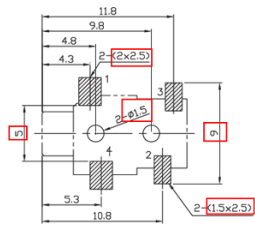
To Our Customers:

We appreciate your use of our products. Our commitment in maintaining and improving processes is demonstrated by plans to enhance our product quality, reliability, and manufacturability. The purpose of this notice is to inform you of a product change.

Product(s) Affected: SJ2-2524A-SMT-TR

Reason(s) for Change: *Manufacturing process improvements*

Description of Change: mechanical, material, operating temperature, solderability, and packaging differences as shown below:

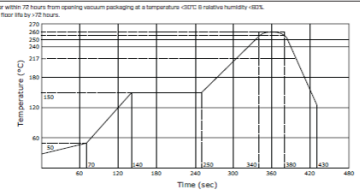
PREVIOUS CUI DEVICES DETAIL / IMAGE	NEW CUI DEVICES DETAIL / IMAGE																																										
																																											
 <p>Recommended PCB Layout Top View</p>	 <p>Recommended PCB Layout Top View</p>																																										
<table border="1"> <thead> <tr> <th></th> <th>MATERIAL</th> <th>PLATING</th> </tr> </thead> <tbody> <tr> <td>terminal 1</td> <td>copper alloy</td> <td>silver</td> </tr> <tr> <td>terminal 2</td> <td>copper alloy</td> <td>silver</td> </tr> <tr> <td>terminal 3</td> <td>copper alloy</td> <td>silver</td> </tr> <tr> <td>terminal 4</td> <td>copper alloy</td> <td>silver</td> </tr> <tr> <td>terminal 10</td> <td>brass</td> <td>silver</td> </tr> <tr> <td>terminal 11</td> <td>brass</td> <td>silver</td> </tr> <tr> <td>plastic</td> <td>PA10T</td> <td></td> </tr> </tbody> </table>		MATERIAL	PLATING	terminal 1	copper alloy	silver	terminal 2	copper alloy	silver	terminal 3	copper alloy	silver	terminal 4	copper alloy	silver	terminal 10	brass	silver	terminal 11	brass	silver	plastic	PA10T		<table border="1"> <thead> <tr> <th>DESCRIPTION</th> <th>MATERIAL</th> <th>PLATING/COLOR</th> </tr> </thead> <tbody> <tr> <td>terminal 1</td> <td>phosphor bronze t=0.20</td> <td>silver</td> </tr> <tr> <td>terminal 2</td> <td>phosphor bronze t=0.25</td> <td>silver</td> </tr> <tr> <td>terminal 3</td> <td>brass t=0.25</td> <td>silver</td> </tr> <tr> <td>terminal 4</td> <td>phosphor bronze t=0.20</td> <td>silver</td> </tr> <tr> <td>housing</td> <td>PA9T (UL94V-0)</td> <td>black</td> </tr> </tbody> </table>	DESCRIPTION	MATERIAL	PLATING/COLOR	terminal 1	phosphor bronze t=0.20	silver	terminal 2	phosphor bronze t=0.25	silver	terminal 3	brass t=0.25	silver	terminal 4	phosphor bronze t=0.20	silver	housing	PA9T (UL94V-0)	black
	MATERIAL	PLATING																																									
terminal 1	copper alloy	silver																																									
terminal 2	copper alloy	silver																																									
terminal 3	copper alloy	silver																																									
terminal 4	copper alloy	silver																																									
terminal 10	brass	silver																																									
terminal 11	brass	silver																																									
plastic	PA10T																																										
DESCRIPTION	MATERIAL	PLATING/COLOR																																									
terminal 1	phosphor bronze t=0.20	silver																																									
terminal 2	phosphor bronze t=0.25	silver																																									
terminal 3	brass t=0.25	silver																																									
terminal 4	phosphor bronze t=0.20	silver																																									
housing	PA9T (UL94V-0)	black																																									

SPECIFICATIONS					
parameter	conditions/description	min	typ	max	units
rated input voltage			12		VDC
rated input current				1	A
contact resistance ^a	between terminal and mating plug between terminal in a closed circuit			50	mΩ
insulation resistance	at 500 VDC	100			MΩ
voltage withstand	for 1 minute			500	Vac
insertion/withdrawal force		0.3		3	kg
operating temperature		-25		85	°C
life	at a rate of 24 cycles/minute		5,000		cycles
flammability rating	UL94V-0				
RoHS	yes				

SPECIFICATIONS					
parameter	conditions/description	min	typ	max	units
rated input voltage			12		VDC
rated input current				1	A
contact resistance				30	mΩ
insulation resistance	at 500 VDC	100			MΩ
voltage withstand	for 1 minute			500	VDC
insertion/withdrawal force		0.3		3	kg
operating temperature		-40		85	°C
life			5,000		cycles
flammability rating	UL94V-0				
RoHS	yes				

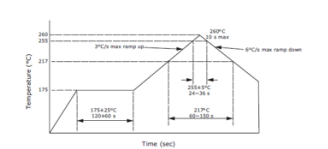
SOLDERABILITY					
parameter	conditions/description	min	typ	max	units
reel storage	at relative humidity <60%			40	°C
reflow soldering ¹	see reflow profile	255	260	265	°C
drying conditions ²	parts in reel: bake at 40°C ±5°C for 72 hours parts removed from reel: bake at 40°C ±5°C for 10 hours				

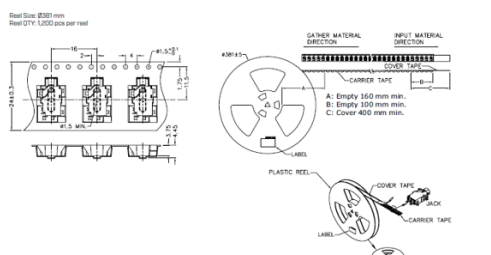
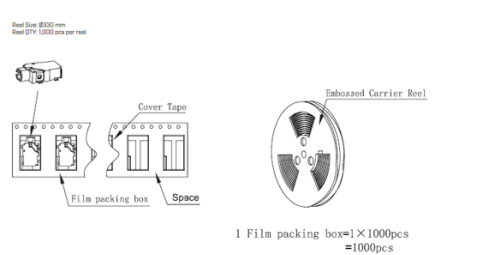
Note: 1. Must reflow solder within 72 hours from opening vacuum packaging at a temperature <30°C & relative humidity <60%.
2. When unspooling from the tray (24 hours).



SOLDERABILITY					
parameter	conditions/description	min	typ	max	units
reel storage	reel opened & unused parts repacked within 2 hours: <30°C, <60% humidity reel unopened, 1 year shelf life: <30°C, <60% humidity				
reflow soldering	see reflow profile			260	°C
drying conditions	parts removed from reel over 6 hours: bake at 40°C for 6 hours				

Note: 1. CU Devices recommends usage of the product within 24 hours after 198 is opened. After 24 hours, CU Devices recommends drying the parts prior to use.



Affected Date Code: **3/30/23**

Product Availability: **Channel Availability Q2**

Additional Information:

PCN Approval:

Operations/Quality



Product Management

