

# Product Change Notice (PCN)

Date: 3/24/2023

PCN Number: **PCN-0451520R-01**

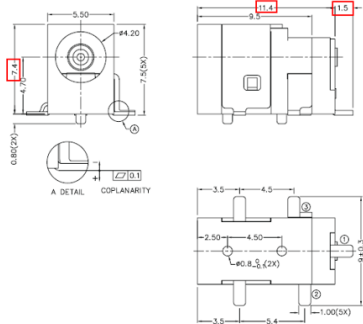
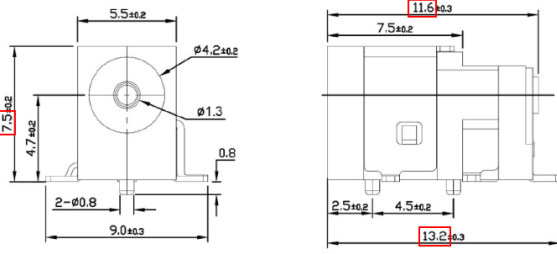
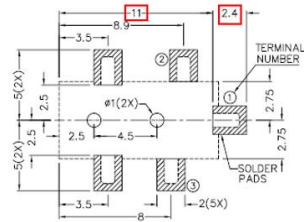
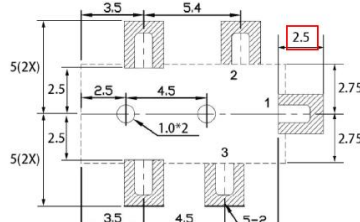
To Our Customers:

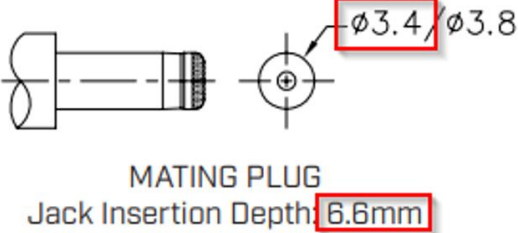
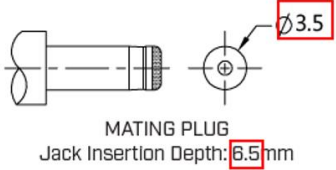
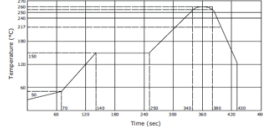
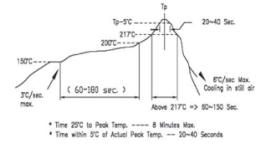
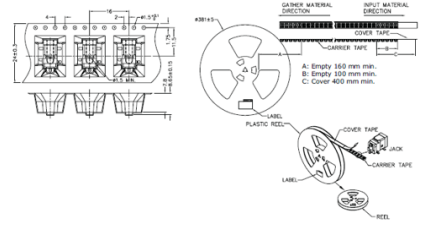
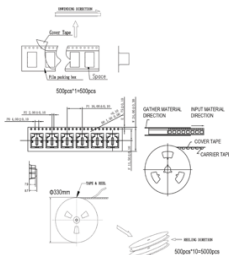
We appreciate your use of our products. Our commitment in maintaining and improving processes is demonstrated by plans to enhance our product quality, reliability, and manufacturability. The purpose of this notice is to inform you of a product change.

Product(s) Affected: PJ-030DH-SMT-TR

Reason(s) for Change: *Manufacturing process improvements*

Description of Change: mechanical, material, packaging, and soldering differences as shown below:

PREVIOUS CUI DEVICES DETAIL / IMAGE	NEW CUI DEVICES DETAIL / IMAGE
 <p>Previous detail drawings showing dimensions: 5.50, 4.7, 11.4, 1.5, 4.2, 7.5, 3.5, 4.5, 2.50, 4.50, 1.00(3X), 5.4, 1.00(3X), 1.00(3X).</p>	 <p>New detail drawings showing dimensions: 5.5±0.2, 7.5±0.2, 4.7±0.2, 0.8, 2-∅0.8, 9.0±0.3, ∅4.2±0.2, ∅1.3, 11.6±0.3, 7.5±0.2, 2.5±0.2, 4.5±0.2, 13.2±0.3.</p>
 <p>Recommended PCB Layout Top View (Previous): Terminal numbers 1, 2, 3; dimensions 11.1, 2.4, 8.0, 3.5, 2.5, 5(2X), 2.5, 2.5, 4.5, 2.75, 2.75, 3.5, 8, 2(5X).</p>	 <p>Recommended PCB Layout Top View (New): Dimensions 3.5, 5.4, 2.5, 5(2X), 2.5, 2.5, 4.5, 1.0*2, 2.75, 2.75, 3.5, 4.5, 5-2, 11.1.</p>

<table border="1"> <thead> <tr> <th></th> <th>MATERIAL</th> <th>PLATING</th> </tr> </thead> <tbody> <tr> <td>center pin</td> <td>copper</td> <td>nickel</td> </tr> <tr> <td>terminal 1</td> <td>brass</td> <td>silver</td> </tr> <tr> <td>terminal 2</td> <td>copper alloy</td> <td>silver</td> </tr> <tr> <td>terminal 3</td> <td>brass</td> <td>silver</td> </tr> <tr> <td>shield</td> <td>cold rolled steel</td> <td>nickel</td> </tr> <tr> <td>plastic</td> <td>PA6T or equivalent</td> <td></td> </tr> </tbody> </table>		MATERIAL	PLATING	center pin	copper	nickel	terminal 1	brass	silver	terminal 2	copper alloy	silver	terminal 3	brass	silver	shield	cold rolled steel	nickel	plastic	PA6T or equivalent		<table border="1"> <thead> <tr> <th>DESCRIPTION</th> <th>MATERIAL</th> <th>PLATING/COLOR</th> </tr> </thead> <tbody> <tr> <td>center pin</td> <td>brass</td> <td>tin</td> </tr> <tr> <td>terminal 1</td> <td>brass t=0.3</td> <td>silver</td> </tr> <tr> <td>terminal 2</td> <td>phosphorus bronze t=0.3</td> <td>silver</td> </tr> <tr> <td>terminal 3</td> <td>brass t=0.4</td> <td>silver</td> </tr> <tr> <td>shield</td> <td>stainless steel</td> <td>nickel</td> </tr> <tr> <td>housing</td> <td>PPA (UL94V-0)</td> <td>black</td> </tr> </tbody> </table>	DESCRIPTION	MATERIAL	PLATING/COLOR	center pin	brass	tin	terminal 1	brass t=0.3	silver	terminal 2	phosphorus bronze t=0.3	silver	terminal 3	brass t=0.4	silver	shield	stainless steel	nickel	housing	PPA (UL94V-0)	black						
	MATERIAL	PLATING																																															
center pin	copper	nickel																																															
terminal 1	brass	silver																																															
terminal 2	copper alloy	silver																																															
terminal 3	brass	silver																																															
shield	cold rolled steel	nickel																																															
plastic	PA6T or equivalent																																																
DESCRIPTION	MATERIAL	PLATING/COLOR																																															
center pin	brass	tin																																															
terminal 1	brass t=0.3	silver																																															
terminal 2	phosphorus bronze t=0.3	silver																																															
terminal 3	brass t=0.4	silver																																															
shield	stainless steel	nickel																																															
housing	PPA (UL94V-0)	black																																															
 <p><b>MATING PLUG</b> Jack Insertion Depth: 6.6mm</p>	 <p><b>MATING PLUG</b> Jack Insertion Depth: 6.5mm</p>																																																
<p><b>SOLDERABILITY</b></p> <table border="1"> <thead> <tr> <th>parameter</th> <th>conditions/description</th> <th>min</th> <th>typ</th> <th>max</th> <th>units</th> </tr> </thead> <tbody> <tr> <td>reel storage</td> <td>at relative humidity &lt;80%</td> <td></td> <td></td> <td>40</td> <td>°C</td> </tr> <tr> <td>reflow soldering<sup>1</sup></td> <td>see reflow profile</td> <td>255</td> <td>260</td> <td>265</td> <td>°C</td> </tr> <tr> <td>drying conditions<sup>2</sup></td> <td>parts in reel: bake at 40°C ±5°C for 72 hours parts removed from reel: bake at 40°C ±5°C for 10 hours</td> <td></td> <td></td> <td></td> <td></td> </tr> </tbody> </table> <p>Note:      1. Must reflow solder within 72 hours from opening vacuum packaging at a temperature &lt;30°C &amp; relative humidity &lt;60%.      2. When exceeding floor life by &gt;72 hours.</p> 	parameter	conditions/description	min	typ	max	units	reel storage	at relative humidity <80%			40	°C	reflow soldering <sup>1</sup>	see reflow profile	255	260	265	°C	drying conditions <sup>2</sup>	parts in reel: bake at 40°C ±5°C for 72 hours parts removed from reel: bake at 40°C ±5°C for 10 hours					<p><b>SOLDERABILITY</b></p> <table border="1"> <thead> <tr> <th>parameter</th> <th>conditions/description</th> <th>min</th> <th>typ</th> <th>max</th> <th>units</th> </tr> </thead> <tbody> <tr> <td>reel storage</td> <td>10-30°C, &lt;70% humidity</td> <td></td> <td></td> <td></td> <td>°C</td> </tr> <tr> <td>reflow soldering<sup>1</sup></td> <td>see reflow profile</td> <td>255</td> <td>260</td> <td></td> <td>°C</td> </tr> <tr> <td>drying conditions<sup>2</sup></td> <td>parts in reel: bake at 110°C for 4 hours parts removed from reel: bake at 110°C for 4 hours</td> <td></td> <td></td> <td></td> <td></td> </tr> </tbody> </table> <p>Note:      1. CUDEVICES recommends to solder within 72 hours from opening vacuum packaging at a temperature &lt;30°C &amp; relative humidity &lt;60%.      2. When exceeding floor life by &gt;48 hours.</p> 	parameter	conditions/description	min	typ	max	units	reel storage	10-30°C, <70% humidity				°C	reflow soldering <sup>1</sup>	see reflow profile	255	260		°C	drying conditions <sup>2</sup>	parts in reel: bake at 110°C for 4 hours parts removed from reel: bake at 110°C for 4 hours				
parameter	conditions/description	min	typ	max	units																																												
reel storage	at relative humidity <80%			40	°C																																												
reflow soldering <sup>1</sup>	see reflow profile	255	260	265	°C																																												
drying conditions <sup>2</sup>	parts in reel: bake at 40°C ±5°C for 72 hours parts removed from reel: bake at 40°C ±5°C for 10 hours																																																
parameter	conditions/description	min	typ	max	units																																												
reel storage	10-30°C, <70% humidity				°C																																												
reflow soldering <sup>1</sup>	see reflow profile	255	260		°C																																												
drying conditions <sup>2</sup>	parts in reel: bake at 110°C for 4 hours parts removed from reel: bake at 110°C for 4 hours																																																
<p>Reel Size: 0321 mm Reel QTY: 600 pcs per reel</p>  <p>         A: Empty 16.0 mm min.          B: Empty 10.0 mm min.          C: Cover 4.0 mm min.     </p>																																																	

Affected Date Code: 2/23/23

Product Availability: Channel Availability Q2

Additional Information:

F-723-001

Revision: A



PCN Approval:

Operations/Quality

*Rose Adams*

---

Product Management

*RH*

---