

Product Change Notice (PCN)

Date: **6/2/2023**

PCN Number: **PCN-0451077R-01**

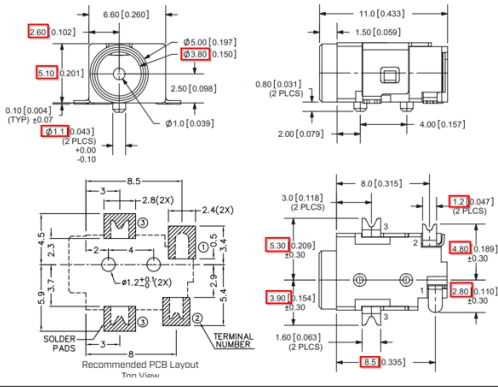
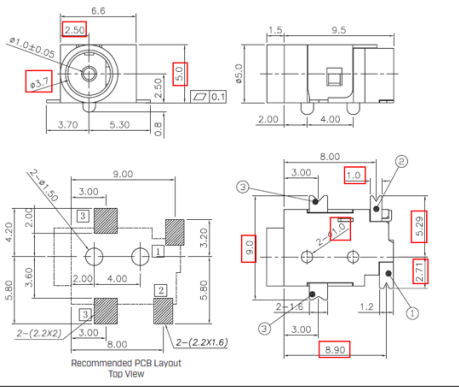
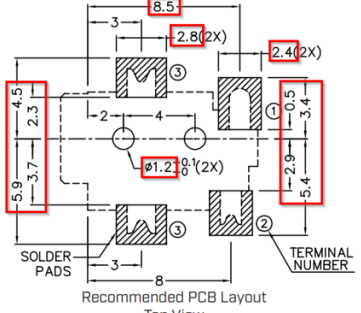
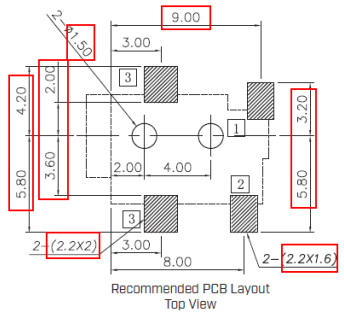
To Our Customers:

We appreciate your use of our products. Our commitment in maintaining and improving processes is demonstrated by plans to enhance our product quality, reliability, and manufacturability. The purpose of this notice is to inform you of a product change.

Product(s) Affected: PJ-035-SMT-TR

Reason(s) for Change: *Manufacturing process improvements*

Description of Change: *Mechanical, material, soldering, and packaging changes as shown below:*

PREVIOUS CUI DEVICES DETAIL / IMAGE	NEW CUI DEVICES DETAIL / IMAGE
 <p>Previous CUI Devices Detail / Image showing mechanical and PCB layout views with dimensions in millimeters and inches. Dimensions are highlighted in red boxes.</p>	 <p>New CUI Devices Detail / Image showing mechanical and PCB layout views with dimensions in millimeters and inches. Dimensions are highlighted in red boxes.</p>
 <p>Previous Recommended PCB Layout Top View showing dimensions in millimeters and inches. Dimensions are highlighted in red boxes.</p>	 <p>New Recommended PCB Layout Top View showing dimensions in millimeters and inches. Dimensions are highlighted in red boxes.</p>

<table border="1"> <thead> <tr> <th></th> <th>MATERIAL</th> <th>PLATING</th> </tr> </thead> <tbody> <tr> <td>center pin</td> <td>brass</td> <td>silver</td> </tr> <tr> <td>terminal 1</td> <td>brass</td> <td>silver</td> </tr> <tr> <td>terminal 2</td> <td>copper alloy</td> <td>silver</td> </tr> <tr> <td>terminal 3</td> <td>copper alloy</td> <td>silver</td> </tr> <tr> <td>plastic</td> <td>PA6T or equivalent</td> <td></td> </tr> </tbody> </table>		MATERIAL	PLATING	center pin	brass	silver	terminal 1	brass	silver	terminal 2	copper alloy	silver	terminal 3	copper alloy	silver	plastic	PA6T or equivalent		<table border="1"> <thead> <tr> <th>DESCRIPTION</th> <th>MATERIAL</th> <th>PLATING/COLOR</th> </tr> </thead> <tbody> <tr> <td>center pin</td> <td>copper alloy</td> <td>silver over nickel</td> </tr> <tr> <td>terminal 1</td> <td>copper alloy t=0.20</td> <td>silver over nickel</td> </tr> <tr> <td>terminal 2</td> <td>copper alloy t=0.25</td> <td>silver over nickel</td> </tr> <tr> <td>terminal 3</td> <td>copper alloy t=0.25</td> <td>silver over nickel</td> </tr> <tr> <td>housing</td> <td>PPA [UL94V-0]</td> <td>black</td> </tr> </tbody> </table>	DESCRIPTION	MATERIAL	PLATING/COLOR	center pin	copper alloy	silver over nickel	terminal 1	copper alloy t=0.20	silver over nickel	terminal 2	copper alloy t=0.25	silver over nickel	terminal 3	copper alloy t=0.25	silver over nickel	housing	PPA [UL94V-0]	black						
	MATERIAL	PLATING																																									
center pin	brass	silver																																									
terminal 1	brass	silver																																									
terminal 2	copper alloy	silver																																									
terminal 3	copper alloy	silver																																									
plastic	PA6T or equivalent																																										
DESCRIPTION	MATERIAL	PLATING/COLOR																																									
center pin	copper alloy	silver over nickel																																									
terminal 1	copper alloy t=0.20	silver over nickel																																									
terminal 2	copper alloy t=0.25	silver over nickel																																									
terminal 3	copper alloy t=0.25	silver over nickel																																									
housing	PPA [UL94V-0]	black																																									
<p>MATING PLUG Jack Insertion Depth: 7.3mm</p>	<p>MATING PLUG Jack Insertion Depth: 7.6mm</p>																																										
<p>SOLDERABILITY</p> <table border="1"> <thead> <tr> <th>parameter</th> <th>conditions/description</th> <th>min</th> <th>typ</th> <th>max</th> <th>units</th> </tr> </thead> <tbody> <tr> <td>reel storage</td> <td>at relative humidity <math>\leq 80\%</math></td> <td></td> <td>40</td> <td></td> <td>$^{\circ}\text{C}$</td> </tr> <tr> <td>reflow soldering¹</td> <td>see reflow profile</td> <td>255</td> <td>260</td> <td>265</td> <td>$^{\circ}\text{C}$</td> </tr> <tr> <td>drying conditions²</td> <td>parts in reel bake at $40^{\circ}\text{C} \pm 5^{\circ}\text{C}$ for 72 hours parts removed from reel bake at $40^{\circ}\text{C} \pm 5^{\circ}\text{C}$ for 10 hours</td> <td></td> <td></td> <td></td> <td></td> </tr> </tbody> </table> <p>Note: 1. Must reflow solder within 12 hours from opening vacuum packaging at temperature $\leq 5^{\circ}\text{C}$ & relative humidity $\leq 80\%$. 2. when exceeding floor life by >72 hours.</p>	parameter	conditions/description	min	typ	max	units	reel storage	at relative humidity $\leq 80\%$		40		$^{\circ}\text{C}$	reflow soldering ¹	see reflow profile	255	260	265	$^{\circ}\text{C}$	drying conditions ²	parts in reel bake at $40^{\circ}\text{C} \pm 5^{\circ}\text{C}$ for 72 hours parts removed from reel bake at $40^{\circ}\text{C} \pm 5^{\circ}\text{C}$ for 10 hours					<p>SOLDERABILITY</p> <table border="1"> <thead> <tr> <th>parameter</th> <th>conditions/description</th> <th>min</th> <th>typ</th> <th>max</th> <th>units</th> </tr> </thead> <tbody> <tr> <td>reel storage</td> <td>$5-25^{\circ}\text{C}$, 20-75% humidity</td> <td></td> <td></td> <td></td> <td></td> </tr> <tr> <td>reflow soldering</td> <td>see reflow profile</td> <td>255</td> <td>260</td> <td></td> <td>$^{\circ}\text{C}$</td> </tr> </tbody> </table> <p>Note: 1. CU Devices recommends usage of the product within 24 hours after TBR is opened. After 24 hours, CU Devices recommends drying the parts prior to use.</p>	parameter	conditions/description	min	typ	max	units	reel storage	$5-25^{\circ}\text{C}$, 20-75% humidity					reflow soldering	see reflow profile	255	260		$^{\circ}\text{C}$
parameter	conditions/description	min	typ	max	units																																						
reel storage	at relative humidity $\leq 80\%$		40		$^{\circ}\text{C}$																																						
reflow soldering ¹	see reflow profile	255	260	265	$^{\circ}\text{C}$																																						
drying conditions ²	parts in reel bake at $40^{\circ}\text{C} \pm 5^{\circ}\text{C}$ for 72 hours parts removed from reel bake at $40^{\circ}\text{C} \pm 5^{\circ}\text{C}$ for 10 hours																																										
parameter	conditions/description	min	typ	max	units																																						
reel storage	$5-25^{\circ}\text{C}$, 20-75% humidity																																										
reflow soldering	see reflow profile	255	260		$^{\circ}\text{C}$																																						
<p>units: mm Reel Size: Ø360 mm Reel QTY: 850 pcs per reel</p> <p>GATHER MATERIAL DIRECTION INPUT MATERIAL DIRECTION</p> <p>COVER TAPE CARRIER TAPE</p> <p>A: Empty 160 mm min. B: Empty 100 mm min. C: Cover 400 mm min.</p> <p>PLASTIC REEL COVER TAPE CARRIER TAPE REEL</p>	<p>units: mm Reel Size: Ø330 mm Reel QTY: 1000 pcs per reel</p> <p>REEL DIRECTION</p>																																										

Affected Date Code: 5/30/2023

Product Availability: Channel Availability Q3

Additional Information:

F-723-001

Revision: A



PCN Approval:

Operations/Quality

Rae Adams

Product Management

RH
